

**FLORIDA MEMORIAL UNIVERSITY  
COURSE AND INSTRUCTOR EVALUATION OUTCOME**

SEMESTER: Spring  Summer  **Fall**  YEAR: 2011

INSTRUCTOR: Dr. Temeka Hobbs COURSE SECTION #: 1804

COURSE: History of the United States COURSE ID: HIS200

Averages/Ratings are based on a scale of (1) Low - 5 (High)		
THIS INSTRUCTOR:	TOTAL RESPONSES: 22	AVERAGE
1. was well prepared for class		4.4
2. was knowledgeable about the subject		4.4
3. encouraged student participation		4.1
4. graded fairly		3.7
5. was available during office hours		4.3
6. was able to interest and motivate students		4.1
7. presented material in a clear and well organized manner		4.1
8. spoke clearly and was easily understood		4.3
9. specified the objectives of the course through the syllabus		4.3
10. achieved the stated course objectives		4.3
11. was present for class		4.3
12. was on time for class		4.3
13. answered questions satisfactorily		4.1
14. was responsive to feedback and suggestions		4.1
15. utilized educational technology in teaching		4.4
<b>OVERALL AVERAGE</b>		<b>4.2</b>

On a scale of 1 (low) to 5 (High), how do you rate the following?	RATING
16. this course?	4.1

Responses for this section are based on the following scale: (1) None (2) 1-2 (3) 3-4 (4) 5-6 (5) More than 6	
THIS SECTION IS FOR ADMINISTRATIVE PURPOSES ONLY	OVERALL OUTCOME
18. How many times have you conferred with this instructor during office hours?	2
19. How many assignments were you given in this course that required you to use the internet or other educational technology?	4
20. How many assignments were you given in this course that required you to write at least one page of material?	4



**FLORIDA MEMORIAL UNIVERSITY  
COURSE AND INSTRUCTOR EVALUATION OUTCOME**

SEMESTER: Spring  Summer  **Fall**  YEAR: 2011

INSTRUCTOR: Dr. Temeka Hobbs COURSE SECTION #: 1804

COURSE: African American History II COURSE ID: HIS104

Averages/Ratings are based on a scale of (1) Low - 5 (High)		
THIS INSTRUCTOR:	TOTAL RESPONSES: 22	AVERAGE
1. was well prepared for class		4.6
2. was knowledgeable about the subject		4.7
3. encouraged student participation		4.5
4. graded fairly		4.4
5. was available during office hours		4.1
6. was able to interest and motivate students		4.4
7. presented material in a clear and well organized manner		4.4
8. spoke clearly and was easily understood		4.5
9. specified the objectives of the course through the syllabus		4.3
10. achieved the stated course objectives		4.4
11. was present for class		4.4
12. was on time for class		4.6
13. answered questions satisfactorily		4.4
14. was responsive to feedback and suggestions		4.4
15. utilized educational technology in teaching		4.5
<b>OVERALL AVERAGE</b>		<b>4.4</b>

On a scale of 1 (low) to 5 (High), how do you rate :	RATING
16. this course?	<b>4.3</b>

Responses for this section are based on the following scale: (1) None (2) 1-2 (3) 3-4 (4) 5-6 (5) More than 6	
THIS SECTION IS FOR ADMINISTRATIVE PURPOSES ONLY	OVERALL OUTCOME
18. How many times have you conferred with this instructor during office hours?	2
19. How many assignments were you given in this course that required you to use	4
20. How many assignments were you given in this course that required you to	4

## COMMENTS

Dr. Tameka is a really good teacher, and it was an honor for me to be part of her class. I strongly believe that Dr. Tameka Hobbs is a great tool for the advancement of Florida Memorial University. Great teacher.

I really enjoyed this, by far the best class. Very indebt information was given. Enjoyed the instructor and the feedback given. Interactive and overall interesting.

Ms. Hobbs was an excellent instructor. Ms. Hobbs found a way to make the class interesting. This is one of my favorite courses. The lessons Ms. Hobbs gave were concise, clear, and understandable. The topics we covered in class were interesting. Ms. Hobbs

I like this class. It's very informal on our history and I love the instructor. She's very energetic and fun.

Mrs. Hobbs is a very good teacher. She gives a lot of chances to students can get the grade there really want and helps us understand African American History better than any other teacher I know.

I really like the class. Dr. Hobbs is always prepared for classes.

Dr. Tameka Hobbs is very knowledgeable about her class, and takes African-American History seriously.

I really enjoy the classes of Dr. Hobbs

She helps me all the time with my homework and extra credits. My English is not perfect, and her help is necessary for me.

This course was good and helped me to understand more about African American History.

I love this class and the teacher. Please DO NOT CHANGE!!

Great teacher and is always well prepared. Never a dull moment.

Dr. Hobbs is a very inspiring teacher. I love the ways she teaches and the fun and hands on things we do in class. We need more like her.

I like the music she plays. It keeps us interested in the class.

**FLORIDA MEMORIAL UNIVERSITY**  
**COURSE AND INSTRUCTOR EVALUATION RESULTS - SPRING 2012**  
**DR. TAMEKA HOBBS**  
**HISTORY OF THE AMERICAN PEOPLE**

#	This professor:	Responses	Average
1.	was well prepared for class	23	4.57
2.	was knowledgeable about the subject	23	4.61
3.	encouraged student participation	23	4.30
4.	graded fairly	23	4.04
5.	was available during office hours	23	4.13
6.	was able to interest and motivate students	23	4.09
7.	presented material in a clear and well organized manner	23	4.17
8.	spoke clearly and was easily understood	23	4.39
9.	specified the objectives of the course through the syllabus	23	4.26
10.	achieved the stated course objectives	23	4.26
11.	was present for class	23	4.48
12.	was on time for class	23	4.48
13.	answered questions satisfactorily	23	4.35
14.	was responsive to feedback and suggestions	23	4.39
15.	utilized educational technology in teaching	23	4.35
		<b>Overall Avg.</b>	<b>4.32</b>

#	Course Overall Average:	Responses	Average
16	On a scale of 1 (low) to 5 (High), what is your overall rating of this course?	22	3.95

#	This section is not used to determine the instructor's performance. It is used for administrative purposed only.	Responses	Average
17	How many times have you conferred with this instructor during office hours?	22	2.55
18	How many assignments were you given in this course that required you to use the internet or other educational technology?	22	4.36
19	How many assignments were you given in this course that required you to write at least one page of material?	22	3.91
		<b>Overall Avg.</b>	<b>3.26</b>

<b>COMMENTS/SUGGESTIONS</b>	
Good professor.	
Very knowledgeable aout U.S. history.	
Good teacher. Great job!	
❤️ 😊	

## COURSE AND INSTRUCTOR ANALYSIS REPORT - SPRING 2012

QUESTIONS 1 - 15	Mean: 4.69	1.00	5.00
Question	Weight	Mean	
1. was well prepared for class	1.00	4.64	1.00
2. was knowledgeable about the subject.	1.00	4.79	1.00
3. encouraged student participation	1.00	4.79	1.00
4. graded fairly	1.00	4.36	1.00
5. was available during office hours	1.00	4.64	1.00
6. was able to interest and motivate students	1.00	4.79	1.00
7. presented material in a clear and well organized manner	1.00	4.71	1.00
8. spoke clearly and was easily understood	1.00	4.79	1.00
9. specified the objectives of the course through the syllabus	1.00	4.57	1.00
10. achieved the stated course objectives	1.00	4.71	1.00
11. was present for class	1.00	4.71	1.00
12. was on time for class	1.00	4.79	1.00
13. answered questions satisfactorily	1.00	4.71	1.00
14. was responsive to feedback and suggestions	1.00	4.71	1.00
15. utilized educational technology in teaching	1.00	4.57	1.00
16. On a scale of 1 - 5 with 5 being the highest, what is your overall rating of this course?	1.00	4.71	1.00

QUESTION 16	Mean: 4.71	1.00	5.00
Question	Weight	Mean	
16. On a scale of 1 - 5 with 5 being the highest, what is your overall rating of this course?	1.00	4.71	1.00

QUESTIONS 17 - 18 (FOR ADMINISTRATIVE PURPOSES ONLY)	Mean: 3.22	1.00	5.00
Question	Weight	Mean	
17. How many times have you conferred with this instructor during office hours?	1.00	2.08	1.00
18. How many assignments were you given in this course that required you to use the internet or other educational technology?	1.00	4.25	1.00
19. How many assignments were you given in this course that required you to write at least one page of material?	1.00	3.33	1.00

## COURSE AND INSTRUCTOR - COMMENTS - SPRING 2012

Respondent: 1

Question	Response
COMMENT	Excellent class - loved the materials + presentations do the knowledge you have in African American history. Very Inspiring and easy to digest. I can not suggest anything else to add to the wide range of participation opportunity you give to your class. THANK YOU VERY MUCH.

Respondent: 2

Question	Response
COMMENT	Ms Hobbs is an awesome instructor. She teaches history in a way that us as students can understand. We trust her and respect her as a person.

Respondent: 3

Question	Response
COMMENT	I really enjoyed this class. I got a lot of insight on my history that I never knew existed. She's the bomb.

Respondent: 4

Question	Response
COMMENT	She is the Best History Teacher I have had that the History stick in my head, . . .

Respondent: 6

Question	Response
COMMENT	I dont like the way she take attendance.

Respondent: 13

Question	Response
COMMENT	This course touched on interesting topics.

## COURSE AND INSTRUCTOR ANALYSIS REPORT - SPRING 2013

QUESTIONS 1-15		Mean: 4.90	1.00  5.00
Question	Weight	Mean	
1. was well prepared for class	1.00	5.00	1.00  5.00
2. was knowledgeable about the subject.	1.00	4.92	1.00  5.00
3. encouraged student participation	1.00	4.92	1.00  5.00
4. graded fairly	1.00	4.92	1.00  5.00
5. was available during office hours	1.00	4.92	1.00  5.00
6. was able to interest and motivate students	1.00	4.85	1.00  5.00
7. presented material in a clear and well organized manner	1.00	4.92	1.00  5.00
8. spoke clearly and was easily understood	1.00	4.92	1.00  5.00
9. specified the objectives of the course through the syllabus	1.00	4.85	1.00  5.00
10. achieved the stated course objectives	1.00	4.85	1.00  5.00
11. was present for class	1.00	4.85	1.00  5.00
12. was on time for class	1.00	4.85	1.00  5.00
13. answered questions satisfactorily	1.00	4.92	1.00  5.00
14. was responsive to feedback and suggestions	1.00	4.92	1.00  5.00
15. utilized educational technology in teaching	1.00	4.92	1.00  5.00

QUESTION 16		Mean: 4.92	1.00  5.00
Question	Weight	Mean	
15. utilized educational technology in teaching	1.00	4.92	1.00  5.00

QUESTIONS 17-19		Mean: 4.15	1.00  5.00
Question	Weight	Mean	
17. How many times have you conferred with this instructor during office hours?	1.00	2.46	1.00  5.00
18. How many assignments were you given in this course that required you to use the internet or other educational technology?	1.00	5.00	1.00  5.00
19. How many assignments were you given in this course that required you to write at least one page of material?	1.00	5.00	1.00  5.00

















## COURSE AND INSTRUCTOR ANALYSIS REPORT - SPRING 2013



QUESTIONS 1-15		Mean: 4.59	1.00  5.00
Question	Weight	Mean	
1. was well prepared for class	1.00	4.64	1.00  5.00
2. was knowledgeable about the subject.	1.00	4.68	1.00  5.00
3. encouraged student participation	1.00	4.72	1.00  5.00
4. graded fairly	1.00	4.32	1.00  5.00
5. was available during office hours	1.00	4.40	1.00  5.00
6. was able to interest and motivate students	1.00	4.52	1.00  5.00
7. presented material in a clear and well organized manner	1.00	4.52	1.00  5.00
8. spoke clearly and was easily understood	1.00	4.60	1.00  5.00
9. specified the objectives of the course through the syllabus	1.00	4.68	1.00  5.00
10. achieved the stated course objectives	1.00	4.64	1.00  5.00
11. was present for class	1.00	4.60	1.00  5.00
12. was on time for class	1.00	4.64	1.00  5.00
13. answered questions satisfactorily	1.00	4.64	1.00  5.00
14. was responsive to feedback and suggestions	1.00	4.64	1.00  5.00
15. utilized educational technology in teaching	1.00	4.64	1.00  5.00


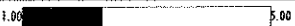


QUESTION 16		Mean: 4.64	1.00  5.00
Question	Weight	Mean	
15. utilized educational technology in teaching	1.00	4.64	1.00  5.00

QUESTIONS 17-19		Mean: 3.68	1.00  5.00
Question	Weight	Mean	
17. How many times have you conferred with this instructor during office hours?	1.00	2.17	1.00  5.00
18. How many assignments were you given in this course that required you to use the internet or other educational technology?	1.00	4.48	1.00  5.00
19. How many assignments were you given in this course that required you to write at least one page of material?	1.00	4.39	1.00  5.00

## Analysis Group Report

Questions 1-15		Mean: 4.78	1.00  5.00
Question	Weight	Mean	
1. was well prepared for class	1.00	4.80	1.00  5.00
2. was knowledgeable about the subject.	1.00	4.83	1.00  5.00
3. encouraged student participation	1.00	4.83	1.00  5.00
4. graded fairly	1.00	4.77	1.00  5.00
5. was available during office hours	1.00	4.67	1.00  5.00
6. was able to interest and motivate students	1.00	4.83	1.00  5.00
7. presented material in a clear and well organized manner	1.00	4.73	1.00  5.00
8. spoke clearly and was easily understood	1.00	4.83	1.00  5.00
9. specified the objectives of the course through the syllabus	1.00	4.83	1.00  5.00
10. achieved the stated course objectives	1.00	4.73	1.00  5.00
11. was present for class	1.00	4.70	1.00  5.00
12. was on time for class	1.00	4.77	1.00  5.00
13. answered questions satisfactorily	1.00	4.77	1.00  5.00
14. was responsive to feedback and suggestions	1.00	4.80	1.00  5.00
15. utilized educational technology in teaching	1.00	4.73	1.00  5.00

Overall Rating of the Course		Mean: 4.81	1.00  5.00
Question	Weight	Mean	
16. On a scale of 1 - 5 with 5 being the highest, what is your overall rating of this course?	1.00	4.81	1.00  5.00

For administrative purposes only.		Mean: 3.78	1.00  5.00
Question	Weight	Mean	
17. How many times have you conferred with this instructor during office hours?	1.00	2.33	1.00  5.00
18. How many assignments were you given in this course that required you to use the internet or other educational technology?	1.00	4.37	1.00  5.00
19. How many assignments were you given in this course that required you to write at least one page of material?	1.00	4.63	1.00  5.00

## Analysis Group Report

Questions 1-15		Mean: 4.66	1.00	5.00
Question	Weight	Mean	1.00	5.00
1. was well prepared for class	1.00	4.62	1.00	5.00
2. was knowledgeable about the subject.	1.00	4.62	1.00	5.00
3. encouraged student participation	1.00	4.71	1.00	5.00
4. graded fairly	1.00	4.71	1.00	5.00
5. was available during office hours	1.00	4.71	1.00	5.00
6. was able to interest and motivate students	1.00	4.62	1.00	5.00
7. presented material in a clear and well organized manner	1.00	4.62	1.00	5.00
8. spoke clearly and was easily understood	1.00	4.67	1.00	5.00
9. specified the objectives of the course through the syllabus	1.00	4.62	1.00	5.00
10. achieved the stated course objectives	1.00	4.57	1.00	5.00
11. was present for class	1.00	4.62	1.00	5.00
12. was on time for class	1.00	4.71	1.00	5.00
13. answered questions satisfactorily	1.00	4.67	1.00	5.00
14. was responsive to feedback and suggestions	1.00	4.76	1.00	5.00
15. utilized educational technology in teaching	1.00	4.67	1.00	5.00

Overall Rating of the Course		Mean: 4.78	1.00	5.00
Question	Weight	Mean	1.00	5.00
16. On a scale of 1 - 5 with 5 being the highest, what is your overall rating of this course?	1.00	4.78	1.00	5.00

For administrative purposes only.		Mean: 3.76	1.00	5.00
Question	Weight	Mean	1.00	5.00
17. How many times have you conferred with this instructor during office hours?	1.00	2.52	1.00	5.00
18. How many assignments were you given in this course that required you to use the internet or other educational technology?	1.00	4.19	1.00	5.00
19. How many assignments were you given in this course that required you to write at least one page of material?	1.00	4.57	1.00	5.00

## COURSE AND INSTRUCTOR ANALYSIS REPORT - SPRING 2014

QUES 1-15		Mean: 4.58	1.00
Question	Weight	Mean	
1. was well prepared for class	1.00	4.65	1.00
2. was knowledgeable about the subject.	1.00	4.65	1.00
3. encouraged student participation	1.00	4.65	1.00
4. graded fairly	1.00	4.24	1.00
5. was available during office hours	1.00	4.35	1.00
6. was able to interest and motivate students	1.00	4.47	1.00
7. presented material in a clear and well organized manner	1.00	4.59	1.00
8. spoke clearly and was easily understood	1.00	4.65	1.00
9. specified the objectives of the course through the syllabus	1.00	4.65	1.00
10. achieved the stated course objectives	1.00	4.71	1.00
11. was present for class	1.00	4.71	1.00
12. was on time for class	1.00	4.71	1.00
13. answered questions satisfactorily	1.00	4.65	1.00
14. was responsive to feedback and suggestions	1.00	4.47	1.00
15. utilized educational technology in teaching	1.00	4.59	1.00

QUES 16		Mean: 4.46	1.00
Question	Weight	Mean	
16. On a scale of 1 - 5 with 5 being the highest, what is your overall rating of this course?	1.00	4.46	1.00

QUES 17-19		Mean: 3.75	1.00
Question	Weight	Mean	
17. How many times have you conferred with this instructor during office hours?	1.00	2.29	1.00
18. How many assignments were you given in this course that required you to use the internet or other educational technology?	1.00	4.35	1.00
19. How many assignments were you given in this course that required you to write at least one page of material?	1.00	4.59	1.00

# COURSE AND INSTRUCTOR EVALUATIONS COMMENTS - SPRING 2014

Question: COMMENT




Respondent	Response
16	<p>I just don't agree on her grading scale. She grades different, <del>and she's not</del> .. .. ..</p>
17	<p><small>Do Not Write Outside The Boxed Area</small> The instructor is very good but the class itself is kind of boring; it needs something for it to be more lively. <small>Do Not Write Outside The Boxed Area</small></p>



# COURSE AND INSTRUCTOR EVALUATIONS COMMENTS - SPRING 2014





Question: COMMENT

Respondent	Response
16	<p style="font-size: small; text-align: center;">DO NOT WRITE OUTSIDE THE BOXED AREA.</p> <p>Dr. Tameka Hobbs you are an incredible teacher your always there to help students in need <del>thank</del> thank you.</p>
17	<p style="font-size: small; text-align: center;">DO NOT WRITE OUTSIDE THE BOXED AREA.</p> <p>- shes a great teacher, I like going to her class.</p>
18	<p style="font-size: small; text-align: center;">DO NOT WRITE OUTSIDE THE BOXED AREA.</p> <p>Great professor! Great class! Would recommend to anyone, Grades fair!</p>
19	<p style="font-size: small; text-align: center;">DO NOT WRITE OUTSIDE THE BOXED AREA.</p> <p style="font-size: large; text-align: center;">Great Professor!</p>
20	<p style="font-size: small; text-align: center;">DO NOT WRITE OUTSIDE THE BOXED AREA.</p> <p>I learned alot took her for both courses. Gives alot of work but at the end its all worth it.</p> <p style="font-size: small; text-align: center;">DO NOT WRITE OUTSIDE THE BOXED AREA.</p>

## COURSE AND INSTRUCTOR ANALYSIS REPORT - SPRING 2014

QUES 1-15		Mean: 4.71	1.00 
Question	Weight	Mean	
1. was well prepared for class	1.00	4.76	1.00 
2. was knowledgeable about the subject.	1.00	4.76	1.00 
3. encouraged student participation	1.00	4.76	1.00 
4. graded fairly	1.00	4.76	1.00 
5. was available during office hours	1.00	4.45	1.00 
6. was able to interest and motivate students	1.00	4.67	1.00 
7. presented material in a clear and well organized manner	1.00	4.71	1.00 
8. spoke clearly and was easily understood	1.00	4.71	1.00 
9. specified the objectives of the course through the syllabus	1.00	4.76	1.00 
10. achieved the stated course objectives	1.00	4.71	1.00 
11. was present for class	1.00	4.71	1.00 
12. was on time for class	1.00	4.67	1.00 
13. answered questions satisfactorily	1.00	4.71	1.00 
14. was responsive to feedback and suggestions	1.00	4.67	1.00 
15. utilized educational technology in teaching	1.00	4.76	1.00 

QUES 16		Mean: 4.61	1.00 
Question	Weight	Mean	
16. On a scale of 1 - 5 with 5 being the highest, what is your overall rating of this course?	1.00	4.61	1.00 

QUES 17-19		Mean: 3.90	1.00 
Question	Weight	Mean	
17. How many times have you conferred with this instructor during office hours?	1.00	2.24	1.00 
18. How many assignments were you given in this course that required you to use the internet or other educational technology?	1.00	4.71	1.00 
19. How many assignments were you given in this course that required you to write at least one page of material?	1.00	4.76	1.00 

## COURSE AND INSTRUCTOR ANALYSIS REPORT - SPRING 2014

QUES 1-15		Mean: 4.94	1.00
Question	Weight	Mean	
1. was well prepared for class	1.00	4.94	1.00
2. was knowledgeable about the subject.	1.00	4.94	1.00
3. encouraged student participation	1.00	4.94	1.00
4. graded fairly	1.00	4.89	1.00
5. was available during office hours	1.00	4.88	1.00
6. was able to interest and motivate students	1.00	4.83	1.00
7. presented material in a clear and well organized manner	1.00	4.89	1.00
8. spoke clearly and was easily understood	1.00	4.89	1.00
9. specified the objectives of the course through the syllabus	1.00	4.94	1.00
10. achieved the stated course objectives	1.00	5.00	1.00
11. was present for class	1.00	5.00	1.00
12. was on time for class	1.00	5.00	1.00
13. answered questions satisfactorily	1.00	5.00	1.00
14. was responsive to feedback and suggestions	1.00	4.94	1.00
15. utilized educational technology in teaching	1.00	5.00	1.00

















QUES 16		Mean: 4.88	1.00
Question	Weight	Mean	
16. On a scale of 1 - 5 with 5 being the highest, what is your overall rating of this course?	1.00	4.88	1.00



QUES 17-19		Mean: 3.03	1.00
Question	Weight	Mean	
17. How many times have you conferred with this instructor during office hours?	1.00	2.06	1.00
18. How many assignments were you given in this course that required you to use the internet or other educational technology?	1.00	3.50	1.00
19. How many assignments were you given in this course that required you to write at least one page of material?	1.00	3.53	1.00





Question: COMMENT

Respondent	Response
21	<p>Amazing Great Wonderful</p> <p>DO NOT WRITE OUTSIDE THE BOXED AREA.</p>

## Course and Instructor Analysis Report - Fall 2014

















<b>THIS INSTRUCTOR:</b>		Mean: 4.73	1.00  5.00
Question	Weight	Mean	
1. was well prepared for class	1.00	4.77	1.00  5.00
2. was knowledgeable about the subject.	1.00	4.81	1.00  5.00
3. encouraged student participation	1.00	4.61	1.00  5.00
4. graded fairly	1.00	4.70	1.00  5.00
5. was available during office hours	1.00	4.58	1.00  5.00
6. was able to interest and motivate students	1.00	4.58	1.00  5.00
7. presented material in a clear and well organized manner	1.00	4.74	1.00  5.00
8. spoke clearly and was easily understood	1.00	4.77	1.00  5.00
9. specified the objectives of the course through the syllabus	1.00	4.58	1.00  5.00
10. achieved the stated course objectives	1.00	4.68	1.00  5.00
11. was present for class	1.00	4.77	1.00  5.00
12. was on time for class	1.00	4.84	1.00  5.00
13. answered questions satisfactorily	1.00	4.81	1.00  5.00
14. was responsive to feedback and suggestions	1.00	4.87	1.00  5.00
15. utilized educational technology in teaching	1.00	4.77	1.00  5.00



<b>OVERALL RATING:</b>		Mean: 4.53	1.00  5.00
Question	Weight	Mean	
16. On a scale of 1 - 5 with 5 being the highest, what is your overall rating of this course?	1.00	4.53	1.00  5.00





<b>THIS SECTION IS NOT CALCULATED. IT IS USED FOR ADMINISTRATIVE PURPOSES ONLY.</b>		Mean: 3.73	1.00  5.00
Question	Weight	Mean	
17. How many times have you conferred with this instructor during office hours?	1.00	2.26	1.00  5.00
18. How many assignments were you given in this course that required you to use the internet or other educational technology?	1.00	4.52	1.00  5.00
19. How many assignments were you given in this course that required you to write at least one page of material?	1.00	4.42	1.00  5.00



## Course and Instructor Analysis Report - Fall 2014

<b>THIS INSTRUCTOR:</b>		Mean: 4.72	
Question	Weight	Mean	
1. was well prepared for class	1.00	4.86	
2. was knowledgeable about the subject.	1.00	4.77	
3. encouraged student participation	1.00	4.68	
4. graded fairly	1.00	4.45	
5. was available during office hours	1.00	4.62	
6. was able to interest and motivate students	1.00	4.64	
7. presented material in a clear and well organized manner	1.00	4.68	
8. spoke clearly and was easily understood	1.00	4.82	
9. specified the objectives of the course through the syllabus	1.00	4.82	
10. achieved the stated course objectives	1.00	4.82	
11. was present for class	1.00	4.77	
12. was on time for class	1.00	4.73	
13. answered questions satisfactorily	1.00	4.73	
14. was responsive to feedback and suggestions	1.00	4.64	
15. utilized educational technology in teaching	1.00	4.82	

<b>OVERALL RATING:</b>		Mean: 4.55	
Question	Weight	Mean	
16. On a scale of 1 - 5 with 5 being the highest, what is your overall rating of this course?	1.00	4.55	

<b>THIS SECTION IS NOT CALCULATED. IT IS USED FOR ADMINISTRATIVE PURPOSES ONLY.</b>		Mean: 3.83	
Question	Weight	Mean	
17. How many times have you conferred with this instructor during office hours?	1.00	2.32	
18. How many assignments were you given in this course that required you to use the internet or other educational technology?	1.00	4.41	
19. How many assignments were you given in this course that required you to write at least one page of material?	1.00	4.77	

## Response Report by Item Fall 2014

Question: COMMENT

Respondent	Response
14	My only complaint about the class was that I am not a verbal/outgoing person and part of my grade was determined by my participation in the discussion and I didn't find that fair.
15	Great class and instructor. I learned new intriguing things every class
17	This class opened my eyes to a lot of different capacities
18	The chapter summaries are good, but they are way too long
19	I hate reviews
22	Awesome professor
23	I enjoy being in Dr. Hobbs class. Everyday I learn something interesting and interacting. Her class is very ingaging.
24	I learned a lot from the class but I wish we could had more time to go over the material
25	great teacher!
26	she is a great teacher, and her class helped me learn a lot about history!
27	Love the class, love the teacher. zero complaints
28	good teacher
29	great instructor
30	Dr. Hobbs is a very knowledgable women and she taught me a lot. I love her!
31	Great class!

## Response Report by Item Fall 2014

Question: COMMENT

Respondent	Response
1	Great instructor!
2	Best professor ever! I really enjoyed this class and look forward to taking another class with Mrs. Hobbs
7	Yeah!! Hobbs!! Woohoo!
8	She is amaxing
12	Great professor
13	Dr. Hobbs was an awesome teacher and historian and I absolutely love her
14	very good class
21	Although them 50 words sound like a lot, not that bad shes a good professor. Deeply in her study
22	Great class, I learned a lot

# COURSE AND INSTRUCTION EVALUATION ANALYSIS REPORT - SPRING 2015

## 1. was well prepared for class

Response	Frequency	Percent	Mean: 4.57
Strongly Disagree	1	4.76	
Disagree	0	0.00	
Neutral	0	0.00	
Agree	5	23.81	
Strongly Agree	15	71.43	

## 2. was knowledgeable about the subject.

Response	Frequency	Percent	Mean: 4.67
Strongly Disagree	1	4.76	
Disagree	0	0.00	
Neutral	0	0.00	
Agree	3	14.29	
Strongly Agree	17	80.95	

## 3. encouraged student participation

Response	Frequency	Percent	Mean: 4.67
Strongly Disagree	1	4.76	
Disagree	0	0.00	
Neutral	0	0.00	
Agree	3	14.29	
Strongly Agree	17	80.95	
No Response	0	0.00	

## 4. graded fairly

Response	Frequency	Percent	Mean: 4.60
Strongly Disagree	1	4.76	
Disagree	0	0.00	
Neutral	0	0.00	
Agree	4	19.05	
Strongly Agree	15	71.43	
No Response	1	4.76	

## 5. was available during office hours

Response	Frequency	Percent	Mean: 4.29
Strongly Disagree	1	4.76	
Disagree	0	0.00	
Neutral	4	19.05	
Agree	3	14.29	
Strongly Agree	13	61.90	

## 6. was able to interest and motivate students

Response	Frequency	Percent	Mean: 4.71
Strongly Disagree	1	4.76	
Disagree	0	0.00	
Neutral	0	0.00	
Agree	2	9.52	
Strongly Agree	18	85.71	

## 7. presented material in a clear and well organized manner

Response	Frequency	Percent	Mean: 4.67
Strongly Disagree	1	4.76	
Disagree	0	0.00	
Neutral	1	4.76	
Agree	1	4.76	
Strongly Agree	18	85.71	

## 8. spoke clearly and was easily understood

Response	Frequency	Percent	Mean: 4.71
Strongly Disagree	1	4.76	
Disagree	0	0.00	
Neutral	0	0.00	
Agree	2	9.52	
Strongly Agree	18	85.71	

## 9. specified the objectives of the course through the syllabus

Response	Frequency	Percent	Mean: 4.43
Strongly Disagree	1	4.76	
Disagree	0	0.00	
Neutral	0	0.00	
Agree	7	33.33	
Strongly Agree	13	61.90	

## 10. achieved the stated course objectives

Response	Frequency	Percent	Mean: 4.52
Strongly Disagree	1	4.76	
Disagree	0	0.00	
Neutral	0	0.00	
Agree	6	28.57	
Strongly Agree	14	66.67	

## 11. was present for class

Response	Frequency	Percent	Mean: 4.71
Strongly Disagree	1	4.76	
Disagree	0	0.00	
Neutral	0	0.00	
Agree	2	9.52	
Strongly Agree	18	85.71	

## 12. was on time for class

Response	Frequency	Percent	Mean: 4.76
Strongly Disagree	1	4.76	
Disagree	0	0.00	
Neutral	0	0.00	
Agree	1	4.76	
Strongly Agree	19	90.48	

**13. answered questions satisfactorily**

Response	Frequency	Percent	Mean: 4.62
Strongly Disagree	1	4.76	
Disagree	0	0.00	
Neutral	1	4.76	
Agree	2	9.52	
Strongly Agree	17	80.95	

**15. utilized educational technology in teaching**

Response	Frequency	Percent	Mean: 4.71
Strongly Disagree	1	4.76	
Disagree	0	0.00	
Neutral	0	0.00	
Agree	2	9.52	
Strongly Agree	18	85.71	

**17. How many times have you conferred with this instructor during office hours?**

Response	Frequency	Percent	Mean: 1.76
None	9	42.86	
1 - 2	10	47.62	
3 - 4	1	4.76	
5 - 6	0	0.00	
More than 6	1	4.76	

**19. How many assignments were you given in this course that required you to write at least one page of material?**

Response	Frequency	Percent	Mean: 4.81
None	0	0.00	
1 - 2	0	0.00	
3 - 4	1	4.76	
5 - 6	2	9.52	
More than 6	18	85.71	

**14. was responsive to feedback and suggestions**

Response	Frequency	Percent	Mean: 4.76
Strongly Disagree	1	4.76	
Disagree	0	0.00	
Neutral	0	0.00	
Agree	1	4.76	
Strongly Agree	19	90.48	

**16. On a scale of 1 - 5 with 5 being the highest, what is your overall rating of this course?**

Response	Frequency	Percent	Mean: 4.86
1	0	0.00	
2	0	0.00	
3	0	0.00	
4	3	14.29	
5	18	85.71	

**18. How many assignments were you given in this course that required you to use the internet or other educational technology?**

Response	Frequency	Percent	Mean: 4.57
None	0	0.00	
1 - 2	1	4.76	
3 - 4	1	4.76	
5 - 6	4	19.05	
More than 6	15	71.43	

**COMMENT**

Respondent	Response
1	Dr Tameka is a very good professor. She knows what she's doing and makes the course very interesting.
4	Very motivating course.
5	Dr Hobbs is an excellent teacher who keeps the students engaged in whatever she is teaching.
8	The course was a very knowledgeable course that thought me a lot of life lessons.
11	Great professor! Love her
15	Highly recommend.
16	She is the best teacher for teaching african american history. She knows the subject very well, she explained very well and she is very understanding of the students.
21	Dr Hobbs is a very intellident and great teacher, she teaches the class with great instructions and the course is great.

# COURSE AND INSTRUCTION EVALUATION ANALYSIS REPORT - SPRING 2015

## 1. was well prepared for class

Response	Frequency	Percent	Mean: 4.73
Strongly Disagree	0	0.00	
Disagree	0	0.00	
Neutral	0	0.00	
Agree	3	27.27	
Strongly Agree	8	72.73	

## 2. was knowledgeable about the subject.

Response	Frequency	Percent	Mean: 4.82
Strongly Disagree	0	0.00	
Disagree	0	0.00	
Neutral	0	0.00	
Agree	2	18.18	
Strongly Agree	9	81.82	

## 3. encouraged student participation

Response	Frequency	Percent	Mean: 4.73
Strongly Disagree	0	0.00	
Disagree	0	0.00	
Neutral	0	0.00	
Agree	3	27.27	
Strongly Agree	8	72.73	

## 4. graded fairly

Response	Frequency	Percent	Mean: 4.64
Strongly Disagree	0	0.00	
Disagree	0	0.00	
Neutral	1	9.09	
Agree	2	18.18	
Strongly Agree	8	72.73	

## 5. was available during office hours

Response	Frequency	Percent	Mean: 4.73
Strongly Disagree	0	0.00	
Disagree	0	0.00	
Neutral	0	0.00	
Agree	3	27.27	
Strongly Agree	8	72.73	

## 6. was able to interest and motivate students

Response	Frequency	Percent	Mean: 4.73
Strongly Disagree	0	0.00	
Disagree	0	0.00	
Neutral	1	9.09	
Agree	1	9.09	
Strongly Agree	9	81.82	

## 7. presented material in a clear and well organized manner

Response	Frequency	Percent	Mean: 4.82
Strongly Disagree	0	0.00	
Disagree	0	0.00	
Neutral	0	0.00	
Agree	2	18.18	
Strongly Agree	9	81.82	

## 8. spoke clearly and was easily understood

Response	Frequency	Percent	Mean: 4.91
Strongly Disagree	0	0.00	
Disagree	0	0.00	
Neutral	0	0.00	
Agree	1	9.09	
Strongly Agree	10	90.91	

## 9. specified the objectives of the course through the syllabus

Response	Frequency	Percent	Mean: 4.82
Strongly Disagree	0	0.00	
Disagree	0	0.00	
Neutral	0	0.00	
Agree	2	18.18	
Strongly Agree	9	81.82	

## 10. achieved the stated course objectives

Response	Frequency	Percent	Mean: 4.82
Strongly Disagree	0	0.00	
Disagree	0	0.00	
Neutral	0	0.00	
Agree	2	18.18	
Strongly Agree	9	81.82	

## 11. was present for class

Response	Frequency	Percent	Mean: 4.91
Strongly Disagree	0	0.00	
Disagree	0	0.00	
Neutral	0	0.00	
Agree	1	9.09	
Strongly Agree	10	90.91	

## 12. was on time for class

Response	Frequency	Percent	Mean: 4.91
Strongly Disagree	0	0.00	
Disagree	0	0.00	
Neutral	0	0.00	
Agree	1	9.09	
Strongly Agree	10	90.91	

**13. answered questions satisfactorily**

Response	Frequency	Percent	Mean: 4.82
Strongly Disagree	0	0.00	
Disagree	0	0.00	
Neutral	0	0.00	
Agree	2	18.18	
Strongly Agree	9	81.82	

**14. was responsive to feedback and suggestions**

Response	Frequency	Percent	Mean: 4.73
Strongly Disagree	0	0.00	
Disagree	0	0.00	
Neutral	1	9.09	
Agree	1	9.09	
Strongly Agree	9	81.82	

**15. utilized educational technology in teaching**

Response	Frequency	Percent	Mean: 4.82
Strongly Disagree	0	0.00	
Disagree	0	0.00	
Neutral	0	0.00	
Agree	2	18.18	
Strongly Agree	9	81.82	

**16. On a scale of 1 - 5 with 5 being the highest, what is your overall rating of this course?**

Response	Frequency	Percent	Mean: 4.73
1	0	0.00	
2	0	0.00	
3	1	9.09	
4	1	9.09	
5	9	81.82	

**17. How many times have you conferred with this instructor during office hours?**

Response	Frequency	Percent	Mean: 3.18
None	1	9.09	
1 - 2	3	27.27	
3 - 4	2	18.18	
5 - 6	3	27.27	
More than 6	2	18.18	

**18. How many assignments were you given in this course that required you to use the internet or other educational technology?**

Response	Frequency	Percent	Mean: 4.73
None	0	0.00	
1 - 2	0	0.00	
3 - 4	0	0.00	
5 - 6	3	27.27	
More than 6	8	72.73	

**19. How many assignments were you given in this course that required you to write at least one page of material?**

Response	Frequency	Percent	Mean: 4.91
None	0	0.00	
1 - 2	0	0.00	
3 - 4	0	0.00	
5 - 6	1	9.09	
More than 6	10	90.91	

**COMMENT**

Respondent	Response
2	Dr Hobbs is great and so is this class. I enjoyed it, although there was a lot of work, every assignment mattered and has impacted my life.
3	Dr Hobbs is great. Awesome class.
4	Gives too much work; not necessary especially for a senior class -> (take it easy, will ya!?) Slick out the mouth; need to tone that down a little; can be intimidating.
5	Loved the course, will help me more knowledgeable in future career!
7	Good professor scale 1-10 (10 stars)
9	Great class!
10	Awesome
11	Awesome!

# Course and Instructor Analysis Report Fall 2015

## 1. was well prepared for class

Response	Frequency	Percent	Mean: 4.33
Strongly Disagree	0	0.00	<input type="text"/>
Disagree	0	0.00	<input type="text"/>
Neutral	0	0.00	<input type="text"/>
Agree	2	66.67	<input type="text"/>
Strongly Agree	1	33.33	<input type="text"/>

## 2. was knowledgeable about the subject.

Response	Frequency	Percent	Mean: 4.33
Strongly Disagree	0	0.00	<input type="text"/>
Disagree	0	0.00	<input type="text"/>
Neutral	0	0.00	<input type="text"/>
Agree	2	66.67	<input type="text"/>
Strongly Agree	1	33.33	<input type="text"/>

## 3. encouraged student participation

Response	Frequency	Percent	Mean: 4.33
Strongly Disagree	0	0.00	<input type="text"/>
Disagree	0	0.00	<input type="text"/>
Neutral	0	0.00	<input type="text"/>
Agree	2	66.67	<input type="text"/>
Strongly Agree	1	33.33	<input type="text"/>

## 4. graded fairly

Response	Frequency	Percent	Mean: 4.33
Strongly Disagree	0	0.00	<input type="text"/>
Disagree	0	0.00	<input type="text"/>
Neutral	0	0.00	<input type="text"/>
Agree	2	66.67	<input type="text"/>
Strongly Agree	1	33.33	<input type="text"/>

## 5. was available during office hours

Response	Frequency	Percent	Mean: 4.33
Strongly Disagree	0	0.00	<input type="text"/>
Disagree	0	0.00	<input type="text"/>
Neutral	0	0.00	<input type="text"/>
Agree	2	66.67	<input type="text"/>
Strongly Agree	1	33.33	<input type="text"/>

## 6. was able to interest and motivate students

Response	Frequency	Percent	Mean: 4.33
Strongly Disagree	0	0.00	<input type="text"/>
Disagree	0	0.00	<input type="text"/>
Neutral	0	0.00	<input type="text"/>
Agree	2	66.67	<input type="text"/>
Strongly Agree	1	33.33	<input type="text"/>

## 7. presented material in a clear and well organized manner

Response	Frequency	Percent	Mean: 4.33
Strongly Disagree	0	0.00	<input type="text"/>
Disagree	0	0.00	<input type="text"/>
Neutral	0	0.00	<input type="text"/>
Agree	2	66.67	<input type="text"/>
Strongly Agree	1	33.33	<input type="text"/>

## 8. spoke clearly and was easily understood

Response	Frequency	Percent	Mean: 4.33
Strongly Disagree	0	0.00	<input type="text"/>
Disagree	0	0.00	<input type="text"/>
Neutral	0	0.00	<input type="text"/>
Agree	2	66.67	<input type="text"/>
Strongly Agree	1	33.33	<input type="text"/>

## 9. specified the objectives of the course through the syllabus

Response	Frequency	Percent	Mean: 4.33
Strongly Disagree	0	0.00	<input type="text"/>
Disagree	0	0.00	<input type="text"/>
Neutral	0	0.00	<input type="text"/>
Agree	2	66.67	<input type="text"/>
Strongly Agree	1	33.33	<input type="text"/>

## 10. achieved the stated course objectives

Response	Frequency	Percent	Mean: 4.33
Strongly Disagree	0	0.00	<input type="text"/>
Disagree	0	0.00	<input type="text"/>
Neutral	0	0.00	<input type="text"/>
Agree	2	66.67	<input type="text"/>
Strongly Agree	1	33.33	<input type="text"/>

**11. was present for class**

Response	Frequency	Percent	Mean: 4.33
Strongly Disagree	0	0.00	<input type="text"/>
Disagree	0	0.00	<input type="text"/>
Neutral	0	0.00	<input type="text"/>
Agree	2	66.67	<input type="text"/>
Strongly Agree	1	33.33	<input type="text"/>

**12. was on time for class**

Response	Frequency	Percent	Mean: 4.33
Strongly Disagree	0	0.00	<input type="text"/>
Disagree	0	0.00	<input type="text"/>
Neutral	0	0.00	<input type="text"/>
Agree	2	66.67	<input type="text"/>
Strongly Agree	1	33.33	<input type="text"/>

**13. answered questions satisfactorily**

Response	Frequency	Percent	Mean: 4.33
Strongly Disagree	0	0.00	<input type="text"/>
Disagree	0	0.00	<input type="text"/>
Neutral	0	0.00	<input type="text"/>
Agree	2	66.67	<input type="text"/>
Strongly Agree	1	33.33	<input type="text"/>

**14. was responsive to feedback and suggestions**

Response	Frequency	Percent	Mean: 4.33
Strongly Disagree	0	0.00	<input type="text"/>
Disagree	0	0.00	<input type="text"/>
Neutral	0	0.00	<input type="text"/>
Agree	2	66.67	<input type="text"/>
Strongly Agree	1	33.33	<input type="text"/>

**15. utilized educational technology in teaching**

Response	Frequency	Percent	Mean: 4.33
Strongly Disagree	0	0.00	<input type="text"/>
Disagree	0	0.00	<input type="text"/>
Neutral	0	0.00	<input type="text"/>
Agree	2	66.67	<input type="text"/>
Strongly Agree	1	33.33	<input type="text"/>
No Response	0	0.00	<input type="text"/>

**16. On a scale of 1 - 5 with 5 being the highest, what is your overall rating of this course?**

Response	Frequency	Percent	Mean: 4.00
1	0	0.00	<input type="text"/>
2	0	0.00	<input type="text"/>
3	1	33.33	<input type="text"/>
4	0	0.00	<input type="text"/>
5	1	33.33	<input type="text"/>
No Response	1	33.33	<input type="text"/>

**17. How many times have you conferred with this instructor during office hours?**

Response	Frequency	Percent	Mean: 4.33
None	0	0.00	<input type="text"/>
1 - 2	0	0.00	<input type="text"/>
3 - 4	1	33.33	<input type="text"/>
5 - 6	0	0.00	<input type="text"/>
More than 6	2	66.67	<input type="text"/>

**18. How many assignments were you given in this course that required you to use the internet or other educational technology?**

Response	Frequency	Percent	Mean: 3.67
None	0	0.00	<input type="text"/>
1 - 2	1	33.33	<input type="text"/>
3 - 4	0	0.00	<input type="text"/>
5 - 6	1	33.33	<input type="text"/>
More than 6	1	33.33	<input type="text"/>

**19. How many assignments were you given in this course that required you to write at least one page of material?**

Response	Frequency	Percent	Mean: 4.67
None	0	0.00	<input type="text"/>
1 - 2	0	0.00	<input type="text"/>
3 - 4	0	0.00	<input type="text"/>
5 - 6	1	33.33	<input type="text"/>
More than 6	2	66.67	<input type="text"/>

**COMMENT**

Response

# Course and Instructor Analysis Report Fall 2015

## 1. was well prepared for class

Response	Frequency	Percent	Mean: 4.91
Strongly Disagree	0	0.00	
Disagree	0	0.00	
Neutral	0	0.00	
Agree	2	9.09	
Strongly Agree	20	90.91	

## 2. was knowledgeable about the subject.

Response	Frequency	Percent	Mean: 4.95
Strongly Disagree	0	0.00	
Disagree	0	0.00	
Neutral	0	0.00	
Agree	1	4.55	
Strongly Agree	21	95.45	

## 3. encouraged student participation

Response	Frequency	Percent	Mean: 4.82
Strongly Disagree	0	0.00	
Disagree	0	0.00	
Neutral	1	4.55	
Agree	2	9.09	
Strongly Agree	19	86.36	

## 4. graded fairly

Response	Frequency	Percent	Mean: 4.82
Strongly Disagree	0	0.00	
Disagree	0	0.00	
Neutral	0	0.00	
Agree	4	18.18	
Strongly Agree	18	81.82	

## 5. was available during office hours

Response	Frequency	Percent	Mean: 4.77
Strongly Disagree	0	0.00	
Disagree	0	0.00	
Neutral	1	4.55	
Agree	3	13.64	
Strongly Agree	18	81.82	

## 6. was able to interest and motivate students

Response	Frequency	Percent	Mean: 4.86
Strongly Disagree	0	0.00	
Disagree	0	0.00	
Neutral	0	0.00	
Agree	3	13.64	
Strongly Agree	19	86.36	

## 7. presented material in a clear and well organized manner

Response	Frequency	Percent	Mean: 5.00
Strongly Disagree	0	0.00	
Disagree	0	0.00	
Neutral	0	0.00	
Agree	0	0.00	
Strongly Agree	22	100.00	

## 8. spoke clearly and was easily understood

Response	Frequency	Percent	Mean: 4.91
Strongly Disagree	0	0.00	
Disagree	0	0.00	
Neutral	1	4.55	
Agree	0	0.00	
Strongly Agree	21	95.45	

## 9. specified the objectives of the course through the syllabus

Response	Frequency	Percent	Mean: 4.86
Strongly Disagree	0	0.00	
Disagree	0	0.00	
Neutral	1	4.55	
Agree	1	4.55	
Strongly Agree	20	90.91	

## 10. achieved the stated course objectives

Response	Frequency	Percent	Mean: 4.82
Strongly Disagree	0	0.00	
Disagree	0	0.00	
Neutral	1	4.55	
Agree	2	9.09	
Strongly Agree	19	86.36	

**11. was present for class**

Response	Frequency	Percent	Mean: 4.91
Strongly Disagree	0	0.00	
Disagree	0	0.00	
Neutral	0	0.00	
Agree	2	9.09	
Strongly Agree	20	90.91	

**12. was on time for class**

Response	Frequency	Percent	Mean: 5.00
Strongly Disagree	0	0.00	
Disagree	0	0.00	
Neutral	0	0.00	
Agree	0	0.00	
Strongly Agree	22	100.00	

**13. answered questions satisfactorily**

Response	Frequency	Percent	Mean: 5.00
Strongly Disagree	0	0.00	
Disagree	0	0.00	
Neutral	0	0.00	
Agree	0	0.00	
Strongly Agree	22	100.00	

**14. was responsive to feedback and suggestions**

Response	Frequency	Percent	Mean: 4.91
Strongly Disagree	0	0.00	
Disagree	0	0.00	
Neutral	0	0.00	
Agree	2	9.09	
Strongly Agree	20	90.91	

**15. utilized educational technology in teaching**

Response	Frequency	Percent	Mean: 4.86
Strongly Disagree	0	0.00	
Disagree	0	0.00	
Neutral	0	0.00	
Agree	3	13.64	
Strongly Agree	19	86.36	
No Response	0	0.00	

**16. On a scale of 1 - 5 with 5 being the highest, what is your overall rating of this course?**

Response	Frequency	Percent	Mean: 4.90
1	0	0.00	
2	0	0.00	
3	0	0.00	
4	2	9.09	
5	19	86.36	
No Response	1	4.55	

**17. How many times have you conferred with this instructor during office hours?**

Response	Frequency	Percent	Mean: 2.14
None	10	45.45	
1 - 2	6	27.27	
3 - 4	2	9.09	
5 - 6	1	4.55	
More than 6	3	13.64	

**18. How many assignments were you given in this course that required you to use the internet or other educational technology?**

Response	Frequency	Percent	Mean: 4.64
None	0	0.00	
1 - 2	0	0.00	
3 - 4	4	18.18	
5 - 6	0	0.00	
More than 6	18	81.82	

**19. How many assignments were you given in this course that required you to write at least one page of material?**

Response	Frequency	Percent	Mean: 4.32
None	1	4.55	
1 - 2	1	4.55	
3 - 4	3	13.64	
5 - 6	2	9.09	
More than 6	15	68.18	

**COMMENT**

<b>Response</b>
i learned a lot of material in this course, my professor is a great instructor
Dr. Tameka hobbs is a great teacher. she has great teaching techniques
Dr. Tameka Hobbs is an amazing professor. she keeps me engaged in the lessons taught
be more interactive with freshman students. gain attention and keep it
Dr. Hobbs was a very good teacher. she was very knowledge and i felt comfortable speaking in her class
great instructor
i think that Dr. hobbs is the best teacher. she taught me so much this semester
she cool
I loved this class and would absolutely refer it to anyone
this class was easy and fun
I highly recommend this class to my peers

## COURSE AND INSTRUCTION EVALUATION SPRING 2016

### was well prepared for class

Response	Frequency	Percent	Mean: 5.00
Strongly Disagree	0	0.00	
Disagree	0	0.00	
Neutral	0	0.00	
Agree	0	0.00	
Strongly Agree	2	100.00	

### encouraged student participation

Response	Frequency	Percent	Mean: 5.00
Strongly Disagree	0	0.00	
Disagree	0	0.00	
Neutral	0	0.00	
Agree	0	0.00	
Strongly Agree	2	100.00	

### was available during office hours

Response	Frequency	Percent	Mean: 5.00
Strongly Disagree	0	0.00	
Disagree	0	0.00	
Neutral	0	0.00	
Agree	0	0.00	
Strongly Agree	2	100.00	

### presented material in a clear and well organized manner

Response	Frequency	Percent	Mean: 5.00
Strongly Disagree	0	0.00	
Disagree	0	0.00	
Neutral	0	0.00	
Agree	0	0.00	
Strongly Agree	2	100.00	

### specified the objectives of the course through the syllabus

Response	Frequency	Percent	Mean: 4.50
Strongly Disagree	0	0.00	
Disagree	0	0.00	
Neutral	0	0.00	
Agree	1	50.00	
Strongly Agree	1	50.00	

### was present for class

Response	Frequency	Percent	Mean: 4.00
Strongly Disagree	0	0.00	
Disagree	0	0.00	
Neutral	1	50.00	
Agree	0	0.00	
Strongly Agree	1	50.00	

### was knowledgeable about the subject.

Response	Frequency	Percent	Mean: 5.00
Strongly Disagree	0	0.00	
Disagree	0	0.00	
Neutral	0	0.00	
Agree	0	0.00	
Strongly Agree	2	100.00	

### graded fairly

Response	Frequency	Percent	Mean: 5.00
Strongly Disagree	0	0.00	
Disagree	0	0.00	
Neutral	0	0.00	
Agree	0	0.00	
Strongly Agree	2	100.00	

### was able to interest and motivate students

Response	Frequency	Percent	Mean: 4.50
Strongly Disagree	0	0.00	
Disagree	0	0.00	
Neutral	0	0.00	
Agree	1	50.00	
Strongly Agree	1	50.00	

### spoke clearly and was easily understood

Response	Frequency	Percent	Mean: 5.00
Strongly Disagree	0	0.00	
Disagree	0	0.00	
Neutral	0	0.00	
Agree	0	0.00	
Strongly Agree	2	100.00	

### achieved the stated course objectives

Response	Frequency	Percent	Mean: 4.50
Strongly Disagree	0	0.00	
Disagree	0	0.00	
Neutral	0	0.00	
Agree	1	50.00	
Strongly Agree	1	50.00	

### was on time for class

Response	Frequency	Percent	Mean: 5.00
Strongly Disagree	0	0.00	
Disagree	0	0.00	
Neutral	0	0.00	
Agree	0	0.00	
Strongly Agree	2	100.00	

**answered questions satisfactorily**

Response	Frequency	Percent	Mean: 5.00
Strongly Disagree	0	0.00	
Disagree	0	0.00	
Neutral	0	0.00	
Agree	0	0.00	
Strongly Agree	2	100.00	

**was responsive to feedback and suggestions**

Response	Frequency	Percent	Mean: 5.00
Strongly Disagree	0	0.00	
Disagree	0	0.00	
Neutral	0	0.00	
Agree	0	0.00	
Strongly Agree	2	100.00	

**utilized educational technology in teaching**

Response	Frequency	Percent	Mean: 4.50
Strongly Disagree	0	0.00	
Disagree	0	0.00	
Neutral	0	0.00	
Agree	1	50.00	
Strongly Agree	1	50.00	
No Response	0	0.00	

**On a scale of 1 - 5 with 5 being the highest, what is your overall rating of this course?**

Response	Frequency	Percent	Mean: 5.00
Strongly Disagree	0	0.00	
Disagree	0	0.00	
Neutral in Agreement	0	0.00	
Agree	0	0.00	
Strongly agree	1	50.00	
No Response	1	50.00	

**How many times have you conferred with this instructor during office hours?**

Response	Frequency	Percent	Mean: 3.50
None	0	0.00	
1 - 2	1	50.00	
3 - 4	0	0.00	
5 - 6	0	0.00	
More than 6	1	50.00	

**How many assignments were you given in this course that required you to use the internet or other educational technology?**

Response	Frequency	Percent	Mean: 4.50
None	0	0.00	
1 - 2	0	0.00	
3 - 4	0	0.00	
5 - 6	1	50.00	
More than 6	1	50.00	

**How many assignments were you given in this course that required you to write at least one page of material?**

Response	Frequency	Percent	Mean: 4.50
None	0	0.00	
1 - 2	0	0.00	
3 - 4	0	0.00	
5 - 6	1	50.00	
More than 6	1	50.00	

**COMMENTS**

Respondent	Response